



Wood fence styles from Add-A-Link Fence Company. Please contact us at 732-747-4989 or visit our website at addalinkfence.com for more information.




Standard Picket




Standard Convex Picket



Flat Picket



Flat Convex Picket




Gothic Picket




Gothic Convex Picket




Cavalier Picket




Victorian Picket




Alternating Victoria Picket




Concave Victorian Picket



Two Rail Victorian Picket



Lattice



Solid Panel



Concave Panel



Convex Panel



Stockade Panel



Gothic Panel



Dog Ear Panel



6" Picket Panel



Board on Board Panel



Solid Tongue and Groove



Lattice Tongue and Groove - 1



Lattice Tongue and Groove - 2



Diamond Tongue and Groove



Add-A-Link Fence offers wood fencing in cedar, spruce and pressure treated wood. Wood fence heights are typically from 3'-6' high for residential applications and can go up to 8' high for commercial applications. Fence gates can be made in any style above.

